

2019 TRANSIT

PASSENGER VAN | CARGO VAN




[Accessible Transit Brochure PDF](#)




SPECIFICATIONS




Pewter Vinyl¹




Pewter Cloth



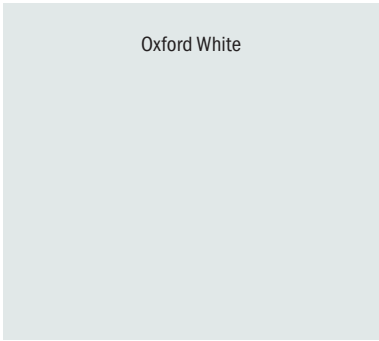
Pewter Leather²



Charcoal Cloth



Charcoal Leather²



Oxford White



Ingot Silver³




School Bus Yellow^{1,4}



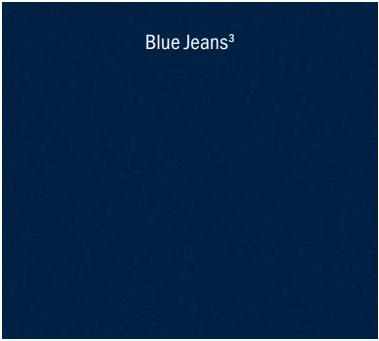
White Gold³




Stone Gray³




Race Red




Blue Jeans³



Magnetic³



Green Gem³



Shadow Black





SRW

● XL Passenger Van, Cargo Van



16" Silver Steel
with Black Hubcap

● XLT Passenger Van
○ XL Passenger Van, Cargo Van



16" Steel
with Full Silver Wheel Cover

○ All Vans¹



16" White Steel
with Mini-Cap and Lug Nut Covers

○ All Vans



16" Styled Aluminum

DRW

● All Vans



16" Silver Steel
with Exposed Lug Nuts
(front wheel shown)

○ All Vans¹



16" White Steel
with Exposed Lug Nuts
(front wheel shown)

○ All Vans



16" Forged Aluminum
(front wheel shown)

TIRES

SRW

235/65R16C 121/119 R BSW all-season


DRW

195/75R16C 107/105 R BSW all-season

● STANDARD ○ AVAILABLE

SRW – Single Rear Wheel

DRW – Dual Rear Wheel





STANDARD FEATURES

MECHANICAL

25-gallon fuel tank
70-amp-hr battery
150-amp alternator
Auxiliary fuel port
Dual-note electric horn
Hill start assist
Power-assisted rack-and-pinion steering
Power 4-wheel disc brakes with Anti-Lock Brake System (ABS)
Suspension – Front: independent MacPherson-strut and stabilizer bar; rear: leaf springs and heavy-duty gas shock absorbers

INTERIOR

4-spoke polyurethane steering wheel with tilt/telescoping column
12V powerpoints, 2 in front
Accessory delay
Center stack console with integrated gear shifter
Driver and front-passenger vinyl-trimmed sun visors
Front dome light with map lights and theater-dimming feature
Front overhead console (MR/HR models)
Grab handle on passenger-side A-pillar
Lockable glove box
Power door locks with autolock
Rearview mirror (requires rear-door glass)
Remote Keyless Entry System with 2 key fobs
Speedometer (mph/kph), tachometer, and coolant temperature and fuel level gauges

EXTERIOR

Carbon Black bodyside moldings
Easy Fuel® capless fuel filler
Front bumper – Carbon Black, molded-in-color with lower valance
Front fender-mounted antenna
Rear recovery eye tow hook
Roof marker lamps (DRW)
Solar-tinted glass ¹
Variable-intermittent windshield wipers

SAFETY & SECURITY

3-point safety belts for all seating positions
AdvanceTrac® with RSC® (Roll Stability Control™)
Driver and front-passenger front airbags, front-seat side airbags, and Safety Canopy® side-curtain airbags ²
SOS Post-Crash Alert System™
Tire Pressure Monitoring System (SRW; excludes spare)

ENGINES

	3.7L Ti-VCT V6 DOHC	3.5L EcoBoost® V6 DOHC	3.2L Power Stroke® I-5 Turbo Diesel DOHC
Configuration	Sequential electronic	Direct-injection	Direct-injection
Fuel injection	Sequential electronic	Direct-injection	Direct-injection
Induction system	Naturally aspirated	Twin-turbocharged; intercooled	Turbocharged; variable-geometry; intercooled
Cylinders	6	6	5
Cylinder heads	Aluminum	Aluminum	Aluminum
Block material	Aluminum	Aluminum	Cast iron
Bore/stroke	3.76"/3.41"	3.64"/3.41"	3.54"/3.96"
Compression ratio	10.5:1	10.0:1	15.8:1
Transmission	6-speed SelectShift® automatic	6-speed SelectShift automatic	6-speed SelectShift automatic
Horsepower	275 @ 6,000 rpm	310 @ 5,500 rpm	185 @ 3,000 rpm
Torque	260 lb.-ft. @ 4,000 rpm	400 lb.-ft. @ 2,500 rpm	350 lb.-ft. @ 1,500–2,500 rpm
Recommended fuel	Regular unleaded gas	Regular unleaded gas	Ultra-low-sulfur diesel or B20 (containing 20% or less biodiesel)
EPA-estimated ratings ³ (Passenger Van LR & MR RWB)	14 city/18 hwy/15 combined mpg	15 city/19 hwy/16 combined mpg	Not EPA rated
Availability	Standard	Optional	Optional ¹

CONFIGURATIONS

LR – Low Roof
MR – Medium Roof
HR – High Roof

RWB – Regular Wheelbase
LWB – Long Wheelbase
LWB-EL – Long Wheelbase
Extended Length

SRW – Single Rear Wheel
DRW – Dual Rear Wheel





PACKAGES

● STANDARD ○ AVAILABLE

AMBULANCE PREP PACKAGE:¹ dual heavy-duty batteries, heavy-duty alternator, limited-slip axle, fixed side- and rear-door glass, Modified Vehicle Wiring System, select 4.10 axle on 3.7L V6 (standard on HR, optional on MR), or select 3.73 axle on 3.2L Diesel, 3.5L EcoBoost (optional on MR or HR with sliding passenger-side door)

○ Cargo Van

AUXILIARY HEATER/AC PREP PACKAGE:¹ requires aftermarket upfit of a rear climate control system

○ All Vans

AUXILIARY HEATER PREP PACKAGE:¹ requires aftermarket upfit of a rear climate control system

○ All Vans

BUILDER'S PREP PACKAGE:¹ Modified Vehicle Wiring System; vinyl front floor covering on XL, carpeted on XLT; AM/FM stereo/single-CD player with 4" multifunction display; requires dual heavy-duty batteries and heavy-duty alternator; package deletes rear floor covering, rear seat rails and fasteners, rear seats and safety belts

○ Passenger Van

CNG/PROPANE GASEOUS ENGINE PREP PACKAGE: hardened intake/exhaust valves and valve seats (3.7L V6 only)

○ All Vans

EXTERIOR UPGRADE PACKAGE:¹ chrome headlamp trim, grille and grille surround; and 16" steel wheels with full silver wheel covers

● XLT Passenger Van ○ Cargo Van

HEAVY-DUTY TRAILER TOW PACKAGE: trailer wiring provisions, 4-/7-pin connector, frame-mounted hitch receiver, and tow/haul mode

○ All Vans

INTERIOR UPGRADE PACKAGE:¹ cruise control, 4-way manual Pewter cloth driver and front-passenger seats with inboard armrests, AM/FM stereo/single-CD player with 4" multifunction display, message center, SYNC[®] instrument panel console mats, illuminated visor mirrors, Load Area Protection Package, and leather-wrapped steering wheel with controls for audio and multifunction display

○ Cargo Van

LOAD AREA PROTECTION PACKAGE:¹ complete rear polypropylene panels on side walls and doors, and vinyl front and rear floor covering

○ Cargo Van

MODIFIED VEHICLE WIRING SYSTEM: modified vehicle connections for customized wiring harness provisions; requires dual heavy-duty batteries and heavy-duty alternator

○ All Vans

PREMIUM PACKAGE:¹ Interior and Exterior Upgrade Packages; Pewter leather-trimmed, heated, 10-way power driver and front-passenger seats with inboard armrests

○ Cargo Van

RADIO PREP PACKAGE:¹ front speaker grilles, antenna, cover plate in place of radio, wiring for single-CD audio and speakers (no radio chassis provided)

○ Cargo Van

RV PREP PACKAGE:¹ Modified Vehicle Wiring System, Trailer Wiring Provisions Package, privacy glass, carpeted front floor covering, and rear cargo door exit handle (requires dual heavy-duty batteries and heavy-duty alternator); package deletes all Passenger Van content behind the B-pillars including rear floor covering, rear seating, rear seat rails, rear fixings and safety belts, rear headliner, rear Safety Canopy side-curtain airbags, and rear climate control

○ XLT Passenger Van

SMOKER'S PACKAGE: cigarette lighter and ash cup

○ All Vans

TRAILER WIRING PROVISIONS PACKAGE: trailer wiring harness, trailer sway control, tow/haul mode, 4-/7-pin connector assembly and rear jumper

○ All Vans





LR RWB SRW



MR LWB SRW



HR LWB-EL DRW

STANDARD FEATURES

MECHANICAL

Full-size spare wheel and tire, 4-ton jack and tool kit
Side-wind stabilization

SEATING

8-passenger (RWB)
12-passenger (LWB)
15-passenger (LWB-EL)

INTERIOR

12V powerpoint, 1 in rear
Cargo area LED load compartment lighting
Complete headliner
Front and rear air conditioning
Windows – Power front

EXTERIOR

Center high-mounted stop lamp
Doors – 180° rear cargo with key-lock cylinder (RWB)
Doors – 253° rear cargo with key-lock cylinder (LWB and LWB-EL)
Doors – 60/40 swing-out passenger-side (LR)
Doors – Sliding passenger-side (MR and HR)
Mirrors – Short-arm, power sideview
Rear bumper – Carbon Black, molded-in-color with extended integral step (LR)
Rear bumper – Carbon Black, molded-in-color with bumper step (MR and HR)
Windows – All-around with 4th-row flip-open glass (LWB-EL)
Windows – Fixed, all-around (RWB and LWB)

SAFETY & SECURITY

Rear view camera – Low-mount (LR)
Rear view camera – High-mount (MR and HR)

XL

INCLUDES STANDARD FEATURES, PLUS:

Vinyl, 4-way manual driver and front-passenger seats with driver's inboard armrest
AM/FM stereo with audio input jack and digital clock
Carbon Black grille with Carbon Black surround
Flooring – Vinyl front and rear¹
Headlamps – Halogen with black trim

AVAILABLE FEATURES:

Vinyl, 4-way manual driver and front-passenger seats with inboard armrests
Cloth, 4-way manual driver and front-passenger seats with inboard armrests and driver's manual lumbar
AM/FM stereo/single-CD player with audio input jack and 4" multifunction display
AM/FM stereo with audio input jack, Bluetooth® and USB port¹
Autolamp with rain-sensing windshield wipers
Cruise control with message center
Flooring – Carpeted front and rear
Front throw-in mat¹
Illuminated visor mirrors¹

XLT

INCLUDES SELECT XL FEATURES, PLUS:

Cloth, 4-way manual driver and front-passenger seats with inboard armrests and driver's manual lumbar
Manual recline rear seats with inboard armrests (excluding last row)
AM/FM stereo/single-CD player with audio input jack and 4" multifunction display
Autolamp with rain-sensing windshield wipers
Chrome grille with chrome surround
Cruise control with message center including full trip computer and engine-hour meter
Exterior Upgrade Package²
Flooring – Carpeted front and rear
Headlamps – Halogen with chrome trim
Illuminated visor mirrors¹
Rear dome light with map lights and theater-dimming feature

AVAILABLE FEATURES AND PACKAGES:

Cloth, 10-way power driver and front-passenger seats with inboard armrests
Leather-trimmed, 10-way power driver and front-passenger seats with inboard armrests
Flooring – Carpeted front floor mats
Flooring – Floor liners
Flooring – Vinyl front and rear
RV Prep Package²
Windows – High-strength laminated glass in 2nd through 4th rows (fixed-glass configurations only)



AVAILABLE FEATURES AND PACKAGES

MECHANICAL

Alternator – Heavy-duty (210-amp on diesel engine, 250-amp on gas engines)

Battery – Single absorbed glass mat (AGM) (gas engines)

Batteries – Dual heavy-duty absorbed glass mat (AGM) (standard with diesel engine)

Programmable Battery Guard/Enhanced Cut-off Relay

Engine block heater (recommended when minimum temperature is 10°F or below; standard on diesel engine)

Manual Regen Initiation (diesel engine)

Manual Regen Initiation with Active Regen Inhibitor (diesel engine)

Push-down manual parking brake¹

Trailer brake controller¹
(requires Heavy-Duty Trailer Tow Package)

DRIVER-ASSIST TECHNOLOGY

Lane-Keeping Alert with Driver Alert

SYNC® Voice Recognition Communications and Entertainment System with 4" LCD screen, 911 Assist, AppLink® and 1 smart-charging USB port¹

SYNC 3 with 6.5" LCD capacitive touchscreen, 911 Assist, AppLink, Apple CarPlay™ compatibility, Android Auto™ compatibility, and 2 smart-charging USB ports¹

SEATING

2-passenger (LWB)

5-passenger (RWB)

8-passenger (LWB)

10-passenger (RWB)

14-passenger (LWB)

15-passenger (LWB)

Cloth, 10-way power, heated driver and 4-way manual front-passenger seats with inboard armrests

INTERIOR

AM/FM stereo/single-CD player with audio input jack, 4" multifunction display, HD Radio™ and SiriusXM® with 6-month All Access trial subscription^{1,2}

AM/FM stereo/single-CD player with SYNC, message center, and leather-wrapped steering wheel with controls for audio and 4" multifunction display

AM/FM stereo/single-CD player with SYNC, message center, HD Radio, SiriusXM with 6-month All Access trial subscription^{1,2} and leather-wrapped steering wheel with controls for audio and 4" multifunction display

AM/FM stereo with SYNC 3, including Navigation System with pinch-to-zoom capability, SiriusXM with 6-month All Access trial subscription^{1,2} SiriusXM Traffic and Travel Link® with 5-year subscription² and HD Radio; leather-wrapped steering wheel with controls for audio and multifunction display; and Lane-Keeping Alert with Driver Alert

110V/150W AC power outlet¹

Auxiliary fuse panel (requires dual heavy-duty batteries and heavy-duty alternator; includes Modified Vehicle Wiring System; included with user-defined upfitter switches)

Flooring – Heavy-duty tray-style floor liners

High-capacity upfitter switches (4; requires dual heavy-duty batteries and heavy-duty alternator; includes Modified Vehicle Wiring System, customer connection point and auxiliary fuse panel)

EXTERIOR

Front license plate bracket (standard in states requiring 2 license plates and optional in all others)

Mirrors – Long-arm, power sideview

Mirrors – Long-arm, power, heated sideview with integrated turn signal indicators

Mirrors – Short-arm, power-folding sideview with power, heated glass and integrated turn signal indicators

Rear bumper – Carbon Black, molded-in-color (LR)

Remote Start System (n/a with diesel engine)

Reverse Sensing System

Running board – Fixed passenger-side

Running board – Power passenger-side

Running boards – Fixed extended-length passenger-side and fixed driver-side

Stainless steel wheel covers (factory-invoiced, dealer-installed accessory; available with standard DRW steel wheels only)

Wheel-well liners (front only)

Windows – All-around with 2nd-row driver's side flip-open glass and fixed 60/40 swing-out passenger-side door glass (LR only; requires privacy glass)

Windows – All-around with 2nd-row flip-open glass and 4th-row flip-open glass (LWB-EL; requires privacy glass)

Windows – All-around with 2nd-row flip-open glass (MR/HR LWB SRW with sliding passenger-side door only; requires privacy glass)

Windows – Privacy glass (includes rear defroster)

Windows – Rear defroster

SAFETY & SECURITY

2 spare keys¹

Backup alarm³

MyKey® technology to help encourage responsible driving¹ includes Level 1 instrument cluster (requires SecuriLock® Passive Anti-Theft System and cruise control)

Perimeter alarm
(requires SecuriLock Passive Anti-Theft System)

SecuriCode™ keyless entry keypad

SecuriLock Passive Anti-Theft System

PACKAGES^{1,4}

Auxiliary Heater/AC Prep Package

Auxiliary Heater Prep Package

Builder's Prep Package

CNG/Propane Gaseous Engine Prep Package

Heavy-Duty Trailer Tow Package

Modified Vehicle Wiring System

Smoker's Package

Trailer Wiring Provisions Package

FLEET-ONLY OPTIONS

Center console delete¹

Daytime running lamps

Mirrors – Short-arm, manual sideview

Speed limitation
(65-, 70- or 75-mph governed top speed options)



**DIMENSIONS**

DIMENSIONS	150 SRW					350 SRW								350 HD DRW	
	Regular (RWB) 130					Long (LWB) 148								Long (LWB-EL) 148	
Wheelbase (in.)	LR		MR			LR			MR			HR		HR	
Roof height	8	10	5	8	10	2	12	14/15	2	12	14/15	12	14/15	2	15
Passenger capacity	8	10	5	8	10	2	12	14/15	2	12	14/15	12	14/15	2	15
Rows of seats	3	4	2	3	4	1	4	5	1	4	5	4	5	1	5

Exterior (in.)															
Wheelbase	129.9		129.9			147.6		147.6			147.6		147.6		
Length	219.9		217.8			237.6		235.5			235.5		263.9		
Height	82.2		98.7			82.4		99.2			108.6		107.7		
Width – Excluding mirrors / mirrors folded	81.3 / 83.2		81.3 / 83.2			81.3 / 83.2		81.3 / 83.2			81.3 / 83.2		83.7 / 83.7		
Width – Including short-arm mirrors	97.4		97.4			97.4		97.4			97.4		97.4		
Front track / rear track	68.2 / 68.6		68.2 / 68.6			68.2 / 68.6		68.2 / 68.6			68.2 / 68.6		68.5 / 65.7		
Front overhang / rear overhang	40.3 / 49.7		40.3 / 47.6			40.3 / 49.7		40.3 / 47.6			40.3 / 47.6		40.3 / 76.0		
Rear overhang with extended bumper	–		49.7			–		49.7			49.7		78.1		
Load height (curb)	28.2		28.2			28.8		28.8			28.8		27.8		
Side door opening height	49.6		63.0			49.6		63.0			63.0		63.0		
Side door opening width – 60/40 swing-out	51.2		–			51.2		–			–		–		
Side door opening width – Sliding	51.2		51.2			51.2		51.2			51.2		51.2		
Rear cargo door opening height / width	46.9 / 59.8		62.8 / 59.8			46.9 / 59.8		62.8 / 59.8			72.2 / 59.8		72.2 / 59.8		

Interior (in.)													
Head room: 1st row / 2nd / 3rd	40.8 / 41.1 / 40.6		52.0 / 55.8 / 55.8		40.8 / 41.1 / 40.6		52.0 / 55.8 / 55.8		56.6 / 65.2 / 65.2		56.6 / 65.2 / 65.2		
4th row	—	38.7	—		55.8	38.7		55.8		65.2		65.2	
5th row	—		—			—	38.1	—	52.6	—	61.3	61.3	
Leg room: ¹ 1st row (max.) / 2nd / 3rd / 4th / 5th	41.3 / 33.7 / 35.6 / 35.6 / —					41.3 / 33.7 / 35.6 / 35.6 / 35.6							
Hip room: ¹ 1st row / 2nd / 3rd / 4th / 5th	60.7 / 69.6 / 67.3 / 68.0 / —					60.7 / 69.6 / 67.3 / 68.0 / 68.0							
Shoulder room: ¹ 1st row / 2nd / 3rd / 4th / 5th	67.9 / 71.4 / 67.0 / 67.8 / —					67.9 / 71.4 / 67.0 / 67.8 / 67.8							
Passenger volume (cu. ft.)	177.0	230.9	235.6			230.9	284.1	313.4	386.8	359.9	445.4	445.4	
Cargo length front (at floor / at belt)	124.0 / 115.1		124.0 / 115.1			141.7 / 132.8		141.7 / 132.8		141.7 / 132.8		170.2 / 161.3	
Cargo width between wheelhouses	53.7		53.7			53.7		53.7		53.7		45.4	
Cargo height maximum	52.8		67.6			52.8		67.6		77.0		77.0	

Cargo Capacity (cu. ft. with rear seats removed)

Cargo volume behind: 1st row	224.5		292.7			256.4		223.5	336.1		303.1	382.6	349.6	461.9	425.4
2nd row	151.8		197.9			–	183.0	150.0	–	239.8	206.8	273.0	240.1	–	313.1
3rd row	94.2		125.0			–	124.5	91.5	–	166.9	133.9	190.0	157.0	–	230.0
4th row	–	39.1	–	–	51.8	–	70.1	48.9	–	93.9	72.8	107.0	85.8	–	184.0
5th row	–		–			–		–			–		–		100.5





SEATING OPTIONS

CONFIGURATIONS

	150 SRW		350 SRW			350 HD DRW
	Regular (RWB) 130		Long (LWB) 148			Long (LWB-EL) 148
Wheelbase (in.)						
Roof height	LR	MR	LR	MR	HR	HR
Passenger capacity	8/10	5/8/10	2/12/14/15	2/12/14/15	12/14/15	2/15

Side Doors

60/40 swing-out passenger-side	S		S			
Sliding passenger-side	O	S	O	S	S	S

Engines

3.7L Ti-VCT V6	S	S	S	S	S	S
3.5L EcoBoost® V6	O	O	O	O	O	O
3.2L Power Stroke® I-5 Turbo Diesel			O	O	O	O

Max. Capabilities (lbs.)¹

GVWR	8,550		9,400			10,360
Payload	3,000		3,030			3,510

MAXIMUM WEIGHT RATINGS (lbs.)¹

Engines	Regular Axle			Limited-Slip Axle			GCWR	Roof Height	Loaded Trailer ²		
	3.31	3.73	4.10	3.31	3.73	4.10			RWB 130"	LWB 148"	LWB-EL 148"
3.7L Ti-VCT V6		S			O		10,800	LR / MR	4,700	4,300	—
			O ³			O ³	11,200	LR / MR	—	4,700	—
			S			O	10,400	HR	—	—	3,100
			S			O	11,200	HR	—	4,500	—
3.5L EcoBoost V6	S ⁴			O ⁴			11,200	LR / MR / HR	5,000	4,600	—
		O ⁵			O ⁵		11,200	LR / MR / HR	—	—	3,800
3.2L Power Stroke I-5 Turbo Diesel	S ⁴			O ⁴			10,600	LR / MR / HR	—	3,800	—
		O			O		11,200	LR / MR / HR	—	4,400	3,500

5
MR8
LR
MR10
LR
MR12
LR
MR
HR14
LR
MR
HR15
LR
MR
HR15^{EL}
HR



MR RWB SRW



MR LWB SRW



HR LWB-EL DRW

STANDARD FEATURES

MECHANICAL

Full-size spare wheel and tire, 4-ton jack and tool kit
Side-wind stabilization

SEATING

2-passenger vinyl seating
4-way manual driver and front-passenger seats with driver's inboard armrest

INTERIOR

AM/FM stereo with audio input jack and digital clock
Black plastic stepwell pads
Cargo area LED load compartment lighting with rear switch
Cargo area tie-down hooks
D-pillar weld nuts (MR and HR)
Flooring – Vinyl front
Front air conditioning
Front cloth headliner
Rear cargo door pull-and-release exit handle
Windows – Power front

EXTERIOR

Carbon Black grille with Carbon Black surround
Center high-mounted stop lamp (SRW)
Doors – 180° rear cargo with key-lock cylinder (RWB)
Doors – 253° rear cargo with key-lock cylinder (LWB and LWB-EL)
Doors – 60/40 swing-out passenger-side (LR)
Doors – Sliding passenger-side (MR and HR)
Headlamps – Halogen with Black trim
Mirrors – Short-arm, power sideview
Rear bumper – Carbon Black, molded-in-color with extended integral step (LR)
Rear bumper – Carbon Black, molded-in-color with bumper step (MR and HR)
Roof and side marker lamps (DRW)

SAFETY & SECURITY

Passenger-side front airbag¹ deactivation switch
Rear view camera – Low-mount (LR)
Rear view camera – High-mount (MR and HR)

AVAILABLE FEATURES AND PACKAGES

MECHANICAL

Alternator – Heavy-duty (210-amp on diesel engine, 250-amp on gas engines)
Battery – Single absorbed glass mat (AGM) (gas engines)
Batteries – Dual heavy-duty absorbed glass mat (AGM) (standard with diesel engine)
Programmable Battery Guard/Enhanced Cut-off Relay
Engine block heater (recommended when minimum temperature is 10°F or below; standard on diesel engine)
Full-size spare wheel and tire delete (DRW)
Manual Regen Initiation (diesel engine)
Manual Regen Initiation with Active Regen Inhibitor (diesel engine)
Push-down manual parking brake²
Trailer brake controller² (requires Heavy-Duty Trailer Tow Package)

DRIVER-ASSIST TECHNOLOGY

Autolamp with rain-sensing windshield wipers
Lane-Keeping Alert with Driver Alert
SYNC[®] Voice Recognition Communications and Entertainment System with 4" LCD screen, 911 Assist[®], AppLink[®], and 1 smart-charging USB port²
SYNC 3 with 6.5" LCD capacitive touchscreen, 911 Assist, AppLink, Apple CarPlay[™] compatibility, Android Auto[™] compatibility, and 2 smart-charging USB ports²

SEATING

Leather-trimmed, 10-way power, heated driver and front-passenger seats with inboard armrests (n/a on LWB diesel 9,250-lb. GVWR configuration)
Passenger seat delete (also deletes front-passenger seat side airbag and side-curtain airbag; 10,360-lb. GVWR only), vinyl, 4-way manual driver's seat only with manual lumbar and inboard armrest
Passenger seat delete (also deletes front-passenger seat side airbag and side-curtain airbag), cloth, 10-way power, heated driver's seat only with manual lumbar and inboard armrest (n/a on LWB diesel 9,250-lb. GVWR configuration)

INTERIOR

AM/FM stereo with audio input jack, Bluetooth[®] and USB port²
AM/FM stereo/single-CD player with audio input jack and 4" multifunction display²
AM/FM stereo/single-CD player with audio input jack, 4" multifunction display, HD Radio[™] and SiriusXM[®] with 6-month All Access trial subscription^{2,3}
AM/FM stereo/single-CD player with SYNC, message center, and leather-wrapped steering wheel with controls for audio and 4" multifunction display
AM/FM stereo/single-CD player with SYNC, message center, HD Radio, SiriusXM with 6-month All Access trial subscription,^{2,3} and leather-wrapped steering wheel with controls for audio and 4" multifunction display
AM/FM stereo with SYNC 3, including Navigation System with pinch-to-zoom capability, SiriusXM with 6-month All Access trial subscription;^{2,3} SiriusXM Traffic and Travel Link[®] with 5-year subscription;³ and HD Radio; leather-wrapped steering wheel with controls for audio and multifunction display; and Lane-Keeping Alert with Driver Alert
12V powerpoint, 1 in rear
110V/150W AC power outlet²
Assist/grab handles – At rear cargo door (MR/HR)
Auxiliary fuse panel (requires dual heavy-duty batteries and heavy-duty alternator; includes Modified Vehicle Wiring System; included with high-capacity upfitter switches)
Cruise control with message center including full trip computer and engine-hour meter
D-pillar assist handles
Flooring – Carpeted front
Flooring – Floor liners
Flooring – Heavy-duty rear² (includes heavy-duty rear scuff plate kit)
Flooring – Vinyl front and rear (included in Interior Upgrade and Load Area Protection Packages; n/a with front/rear driver-controlled air conditioning)
Front/rear, driver-controlled air conditioning;² (requires Reverse Sensing System on LR; includes heavy-duty alternator with gas engines)
Front throw-in mat
High-capacity upfitter switches (4; requires dual heavy-duty batteries and heavy-duty alternator; includes Modified Vehicle Wiring System, customer connection point and auxiliary fuse panel)

(continued on next page)

INTERIOR (continued)

- Remote Start System¹
- Scuff plate kit – Heavy-duty rear (n/a with dual sliding side doors)
- Scuff plate – Rear (n/a with dual sliding side doors)
- Illuminated visor mirrors¹

EXTERIOR

- Door – Sliding passenger-side (LR)
- Doors – Dual sliding side (MR and HR)
- Front license plate bracket (standard in states requiring 2 license plates and optional in all others)
- Mirrors – Long-arm, power sideview
- Mirrors – Long-arm, power, heated sideview with integrated turn signal indicators
- Mirrors – Short-arm, power-folding sideview with power, heated glass and integrated turn signal indicators
- Rear bumper – Carbon Black, molded-in-color (LR)
- Remote Start System (n/a with diesel engine)
- Reverse Sensing System
- Running board – Fixed passenger-side (n/a with dual sliding side doors)
- Running board – Power passenger-side (n/a with dual sliding side doors)
- Running boards – Fixed extended-length passenger-side and fixed driver-side (n/a with dual sliding side doors)
- Stainless steel wheel covers (DRW)^{1,2}
- Wheel-well liners (front only)
- Windows – Fixed rear-door glass
- Windows – Fixed rear-door glass and fixed passenger-side door glass
- Windows – Fixed rear-door glass and fixed driver and passenger-side door glass (requires dual sliding side doors)
- Windows – Fixed, all-around (n/a with dual sliding side doors)
- Windows – All-around with 4th-row flip-open glass (n/a with dual sliding side doors; LWB-EL only)
- Windows – High-strength laminated glass (fixed-glass configurations only)
- Windows – Privacy glass (includes rear defroster)
- Windows – Rear defroster (requires fixed rear-door glass)

SAFETY & SECURITY

- 2 spare keys
- Backup alarm²
- MyKey® technology to help encourage responsible driving¹ includes Level 2 instrument cluster (requires SecuriLock® Passive Anti-Theft System and cruise control)
- Perimeter alarm (requires SecuriLock Passive Anti-Theft System)
- SecuriCode™ keyless entry keypad
- SecuriLock Passive Anti-Theft System

PACKAGES^{1,3}

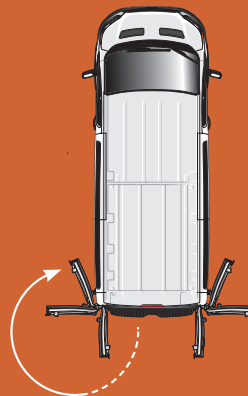
- Ambulance Prep Package
- Auxiliary Heater/AC Prep Package
- Auxiliary Heater Prep Package
- CNG/Propane Gaseous Engine Prep Package
- Exterior Upgrade Package
- Heavy-Duty Trailer Tow Package
- Interior Upgrade Package
- Load Area Protection Package
- Modified Vehicle Wiring System
- Premium Package
- Radio Prep Package
- Smoker's Package
- Trailer Wiring Provisions Package

FLEET-ONLY OPTIONS

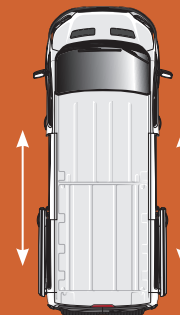
- Center console delete¹
- Daytime running lamps
- Mirrors – Short-arm sideview
- Orange safety belts
- Speed limitation (65-, 70- or 75-mph governed top speed options)

DOOR OPTIONS

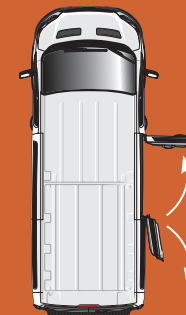
180° or 253°
REAR CARGO DOORS




SINGLE OR
DUAL SLIDING
SIDE DOORS



60/40
SWING-OUT
PASSENGER-SIDE DOORS



See list at left and on previous page for availability.



DIMENSIONS

	150/250/350 SRW		150/250/350 SRW		250/350 SRW	250/350 SRW 350 HD DRW
	Regular (RWB) 130		Long (LWB) 148		Long (LWB) 148	Long (LWB-EL) 148
Wheelbase (in.)						
Roof height	LR	MR	LR	MR	HR	HR
Passenger capacity	2	2	2	2	2	2
Rows of seats	1	1	1	1	1	1

Exterior (in.)

Wheelbase		129.9	129.9	147.6	147.6	147.6	147.6
Length		219.9	217.8	237.6	235.5	235.5	263.9
Height		83.6	100.8	83.2	100.7	110.1	109.4
Width – Excluding mirrors / mirrors folded	SRW DRW	81.3 / 83.2 —	81.3 / 83.2 —	81.3 / 83.2 —	81.3 / 83.2 —	81.3 / 83.2 —	81.3 / 83.2 83.7 / 83.7
Width – Including short-arm mirrors		97.4	97.4	97.4	97.4	97.4	97.4
Front track / rear track	SRW DRW	68.2 / 68.6 —	68.2 / 68.6 —	68.2 / 68.6 —	68.2 / 68.6 —	68.2 / 68.6 —	68.2 / 68.6 68.5 / 65.7
Front overhang / rear overhang		40.3 / 49.7	40.3 / 47.6	40.3 / 49.7	40.3 / 47.6	40.3 / 47.6	40.3 / 76.0
Load height (curb)		28.9	28.9	28.7	28.7	28.7	28.0
Side door opening height		49.6	63.0	49.6	63.0	63.0	63.0
Side door opening width – 60/40 swing-out		51.2	—	51.2	—	—	—
Side door opening width – Sliding		51.2	51.2	51.2	51.2	51.2	51.2
Rear cargo door opening height / width		49.5 / 61.7	64.9 / 61.7	49.5 / 61.7	64.9 / 61.7	74.3 / 61.7	74.3 / 61.7

Interior (in.)

Head room		40.8	52.0	40.8	52.0	56.6	56.6
Leg room (max.)		41.3	41.3	41.3	41.3	41.3	41.3
Hip room		60.7	60.7	60.7	60.7	60.7	60.7
Shoulder room		67.9	67.9	67.9	67.9	67.9	67.9
Passenger volume (cu. ft.)		63.7	81.1	63.7	81.1	88.3	88.3
Cargo length front (at floor / at belt)		126.0 / 115.9	126.0 / 115.9	143.7 / 133.6	143.7 / 133.6	143.7 / 133.6	172.2 / 162.0
Cargo width between wheelhouses	SRW DRW	54.8 —	54.8 —	54.8 —	54.8 —	54.8 —	54.8 45.4
Cargo height maximum		56.9	72.0	56.9	72.0	81.5	81.5

Cargo Capacity (cu. ft.)

Cargo volume behind 1st row		246.7	315.2	277.7	357.1	404.3	487.2
Maximum cargo volume with front-passenger seat removed		285.0	363.8	316.1	405.6	459.2	542.2

CONFIGURATIONS

	150 SRW				250 SRW						350 SRW						350 HD DRW
	Regular (RWB) 130		Long (LWB) 148		Regular (RWB) 130		Long (LWB) 148			Long (LWB-EL) 148	Regular (RWB) 130		Long (LWB) 148			Long (LWB-EL) 148	Long (LWB-EL) 148
Wheelbase (in.)																	
Roof height	LR	MR	LR	MR	LR	MR	LR	MR	HR	HR	LR	MR	LR	MR	HR	HR	HR

Side Doors

60/40 swing-out passenger-side	S		S		S		S				S		S				
Sliding passenger-side	O	S	O	S	O	S	O	S	S	S	O	S	O	S	S	S	S
Dual sliding		O		O		O		O	O	O				O	O	O	O

Engines

3.7L Ti-VCT V6	S	S	S	S	S	S	S	S	S	S	S	S	S	S	S	S	S
3.5L EcoBoost® V6	O	O	O	O	O	O	O	O	O	O	O	O	O	O	O	O	O
3.2L Power Stroke® I-5 Turbo Diesel	O	O	O	O	O	O	O	O	O	O						O	O

Max. Capabilities (lbs.)¹

GVWR	8,600				9,000						9,500						10,360
Payload	3,670				4,070						4,570						4,640

MAXIMUM WEIGHT RATINGS (lbs.)¹

Engines	Regular Axle			Limited-Slip Axle			GCWR	Roof Height	Loaded Trailer ²		
	3.31	3.73	4.10	3.31	3.73	4.10			RWB 130"	LWB 148"	LWB-EL 148"
3.7L Ti-VCT V6		S			O		10,800	LR / MR	5,400	5,200	—
			O			O	12,000	LR / MR	6,600	6,400	—
			S			O	12,000	HR	—	6,200	6,000
3.5L EcoBoost V6	S ³			O ³			11,200	LR / MR / HR	5,700	5,600	5,100
		O ⁴			O ⁵		12,600/ 13,000 (LWB-EL)	LR / MR / HR	7,100	7,000	6,700
3.2L Power Stroke I-5 Turbo Diesel	S ³			O ³			10,600	LR / MR / HR	4,800	4,600	4,200
		O			O		13,500	LR / MR / HR	—	7,500	7,100

New Vehicle Limited Warranty. We want your Ford Transit ownership experience to be the best it can be. Under this warranty, your new vehicle comes with 3-year/36,000-mile bumper-to-bumper coverage, 5-year/60,000-mile Powertrain Warranty coverage, 5-year/60,000-mile safety restraint coverage, and 5-year/unlimited-mile corrosion (perforation) coverage – all with no deductible. The Ford 3.2L Power Stroke® I-5 Turbo Diesel engine gets 5-year/100,000-mile warranty coverage. Please ask your Ford Dealer for a copy of these limited warranties.

Roadside Assistance. Covers your vehicle for 5 years or 60,000 miles, so you have the security of knowing that help may be only a phone call away should you run out of fuel, lock yourself out of the vehicle or need towing. Your Ford Dealer can provide complete details on all of these advantages.

Ford Commercial Vehicle Center. Each of the over 690 dealerships in our Commercial Vehicle Center (CVC) network is committed to providing quality commercial-oriented products and service, as well as special financing and billing arrangements, to businesses that rely on Ford products. As a CVC customer, your business vehicles receive priority service at your CVC dealership to help get your vehicle back on the road quickly.

Financial Services. Our commercial purchase plans and lines of credit offer attractive rates, negotiable terms and business-friendly options. If you prefer to lease, our CommercialLeaseSM programs offer a wide variety of package options to meet your needs. For additional information, please visit our website at fordcredit.com/comlend.

Ford Credit. Get the ride you want. Whether you plan to lease or finance, you'll find the choices that are right for you at Ford Credit. Ask your Ford Dealer for details or check us out at fordcredit.com.

Ford ProtectTM Extended Service Plans. Whether you purchase or lease your Ford vehicle, insist on genuine Ford Protect extended service plans. Ford Protect has a variety of plans to give you peace-of-mind protection whether you want vehicle component or maintenance coverage. Plus, they are fully backed by Ford and honored at all Ford dealerships in the U.S., Canada and Mexico. When you visit your dealer, insist on genuine Ford Protect extended service plans.

Insurance Services. Get Ford Motor Company quality in your auto insurance. Our program offers industry-leading benefits and competitive rates. Call 1-877-367-3847, or visit us at fordvip.com for a no-obligation quote. Insurance offered by American Road Services Company (in CA, American Road Insurance Agency), a licensed agency and subsidiary of Ford Motor Company.

Ford Original Accessories. They're warranted for whichever provides you the greatest benefit: 24 months/unlimited mileage, or the remainder of your Bumper-to-Bumper 3-year/36,000-mile New Vehicle Limited Warranty. Ford Licensed Accessories (FLA) are warranted by the accessory manufacturer's warranty. FLA are designed and developed by the accessory manufacturer and have not been designed or tested to Ford Motor Company engineering requirements. Contact your Ford Dealer for details and/or a copy of all limited warranties.

Android, Android Auto and logos are trademarks of Google Inc. Apple and Apple CarPlay are trademarks of Apple Inc., registered in the U.S. and other countries. "HD Radio" and the HD Radio logo are proprietary trademarks of iBiquity Digital Corporation. Sirius, XM, SiriusXM and all related marks and logos are trademarks of Sirius XM Radio Inc. The Bluetooth word mark is a trademark of the Bluetooth SIG, Inc.

Comparisons based on competitive models excluding other Ford vehicles (class is Full-Size Vans based on Ford segmentation), publicly available information and Ford certification data at time of release. Vehicles may be shown with optional and aftermarket equipment. Features may be offered only in combination with other options or subject to additional ordering requirements/limitations. Dimensions and capacity ratings shown may vary due to optional features and/or production variability. Information is provided on an "as is" basis and could include technical, typographical or other errors. Ford makes no warranties, representations, or guarantees of any kind, express or implied, including but not limited to, accuracy, currency, or completeness, the operation of the information, materials, content, availability, and products. Ford reserves the right to change product specifications, pricing and equipment at any time without incurring obligations. Your Ford Dealer is the best source of the most up-to-date information on Ford vehicles. Body manufacturers are responsible for compliance certification of the completed vehicle. The Ford New Vehicle Limited Warranty and any government certification made by Ford shall cover only the vehicle as manufactured by Ford and shall not extend to any addition, modification or change of or to the vehicle by the Ford Authorized Pool Account.

ford.com/transit



FORD ACCESSORIES



Transit 250 MR LWB Cargo Van in Blue Jeans accessorized with keyless entry keypad,¹ roof rack system,¹ heavy-duty splash guards with stainless steel inserts, hood protector,² front wheel-well liners, side window deflectors,² and 16" full silver wheel covers



Trailer hitch



Carpeted cargo mat



Floor liners



Remote start systems

Shop the complete collection at accessories.ford.com

¹Consult owner's manual for details on roof-rack load limits. ²Ford Licensed Accessory.