

2019 SUPER DUTY® CHASSIS CAB

XL | XLT | LARIAT



SPECIFICATIONS

STANDARD FEATURES

MECHANICAL

7-wire trailer tow wiring harness with relays, blunt cut and labeled

Front and rear stabilizer bars

Front axle – Narrow-track (F-350)

Front axle – Wide-track (F-450/F-550)

Front suspension – Twin-coil monobeam with stabilizer bar (F-350 4x4/F-450/F-550)

Front suspension – Twin-I-Beam coil spring with stabilizer bar (F-350 4x2)

Heavy-duty gas shock absorbers

Hydraulic power-assisted steering

Intelligent Oil-Life Monitor® (diesel engine)

Leaf-spring rear suspension with auxiliary springs

Manual locking hubs (4x4)

Oil-life minder (gas engine)

Power 4-wheel disc brakes with Anti-Lock Brake System (ABS)

Stationary Elevated Idle Control (SEIC)¹

Steering damper

TorqShift® 6-speed SelectShift® automatic transmission with tow/haul mode

Trailer sway control

DRIVER-ASSIST TECHNOLOGY

Autolamp automatic on/off headlamps with rainlamp feature

Hill start assist

INTERIOR

12V powerpoints, 2 in instrument panel

Air conditioning

Dome light and dual map lights

Driver and front-passenger grab handles, and rear-passenger on Crew Cab

Lockable glove boxes (2)

Manual-tilt/-telescoping steering column

Outside temperature display

Overhead console with dual storage bins (SuperCab/Crew Cab)

Upfitter switches located in overhead console (four 25-amp and two 40-amp; 40-amp are hot-at-all-times capable)

EXTERIOR

3-blink lane-change signals

Configurable daytime running lamps

Front splash guards (F-450/F-550)

Front tow hooks

LED roof marker/clearance lamps

Quad-beam jewel-effect halogen headlamps

Underhood service lamp

Variable-intermittent windshield wipers with washers

SAFETY & SECURITY

Driver and right-front-passenger front airbags, and front-seat side airbags²

Front-passenger airbag deactivation switch (Regular Cab and SuperCab)

Safety Canopy® System with side-curtain airbags² and rollover sensor

AdvanceTrac® with RSC® (Roll Stability Control™)

Belt-Minder® front safety belt reminder

Child-safety-seat top tether anchors (Regular Cab front passenger, and all rear-seat positions)

Front height-adjustable shoulder safety belts

Individual Tire Pressure Monitoring System (F-350, excludes optional spare)

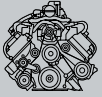
SOS Post-Crash Alert System™



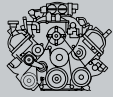
XL

4x2 | STANDARD

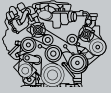
4x4 | AVAILABLE



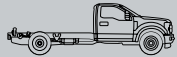
6.2L 2-VALVE GAS V8 FFV
STANDARD: F-350



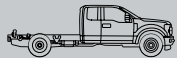
6.8L 3-VALVE GAS V10
STANDARD: F-450, F-550



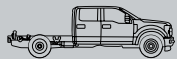
**6.7L POWER STROKE® V8
TURBO DIESEL**
AVAILABLE: F-350, F-450, F-550



REGULAR CAB
F-350 SRW, F-350 DRW,
F-450 DRW, F-550 DRW



SUPERCAB
F-350 SRW, F-350 DRW,
F-450 DRW, F-550 DRW



CREW CAB
F-350 SRW, F-350 DRW,
F-450 DRW, F-550 DRW



**40/20/40
SPLIT FRONT SEAT**
STANDARD



**40/MINI-CONSOLE/40
FRONT BUCKET SEATS**
AVAILABLE



XL

INCLUDES STANDARD FEATURES, PLUS:

MECHANICAL

40-gallon aft-of-axle fuel tank
650-CCA, 72-amp-hr single battery (6.2L gas)
750-CCA, 78-amp-hr single battery (6.8L gas)
750-CCA, 78-amp-hr dual batteries (diesel)
Manual transfer case (4x4)

SEATING

Heavy-duty vinyl-trimmed seating
40/20/40 split front seat with 2-way manual seat adjust, driver's side manual lumbar, and folding armrest with cupholders and storage
60/40 split flip-up rear seat

INTERIOR

AM/FM stereo
2.3" productivity screen in instrument cluster
Black vinyl flooring
Fixed rear window
Single-zone manual climate control

EXTERIOR

Black door handles
Black mirror caps
Black-painted grille
Black-painted steel front bumper
Manually telescoping trailer tow mirrors with 2-way fold, and manual glass

AVAILABLE FEATURES AND PACKAGES:

MECHANICAL

750-CCA, 78-amp-hr dual batteries (6.2L gas)
Aft-of-axle frame extension (F-450/F-550 145" and 169" wheelbases)
Electronic shift-on-the-fly (ESOF) transfer case¹ (4x4)
Engine block heater (standard where required)
Engine idle shutdown (5-, 10-, 15- or 20-minute)
Fuel tank - 26.5-gallon mid-ship fuel tank¹
Fuel tank - Dual diesel fuel tanks with 40-gallon aft-of-axle and 26.5-gallon mid-ship fuel tanks¹ (DRW diesel engine)
Jack (2-ton mechanical for SRW; 4-ton hydraulic for F-350 DRW; 6-ton hydraulic for F-450/F-550)
Operator-commanded exhaust filter regeneration with active regeneration inhibit (diesel engine)
Power takeoff (PTO) provision with transmission-mounted live-drive with mobile and stationary modes;¹ includes split-shaft capability with diesel engine only (PTO port located on driver's side; torque output is 250 lb.-ft. for diesel and up to 250 lb.-ft. for gas)
Programmable Upfitter Interface Module
Spare wheel, tire and jack (excludes carrier)
Speed limitation (65-mph or 75-mph governed top speed; Fleet only)
Trailer brake controller with Smart Trailer Tow Connector¹

SEATING

Cloth-trimmed seating
Front bucket seats with mini-console and driver's side manual lumbar¹

INTERIOR

AM/FM stereo with MP3 capability (Fleet only)
SiriusXM[®] with 6-month trial subscription²
110V/400W AC power outlet in instrument panel¹
Cruise control (Fleet only)
Front-seat side and side-curtain airbags delete (Fleet only)¹
Inflatable rear safety belts in outboard seating positions¹ (Crew Cab)
Power-sliding rear window with privacy glass and defroster (SuperCab/Crew Cab)
Privacy glass rear window with defroster
Rapid-heat supplemental cab heater (diesel engine; standard where required)
Right-front-passenger front, front-seat side and side-curtain airbags delete¹ (Fleet only)

EXTERIOR

Black molded hood deflector
Black platform running boards
Center high-mounted stop lamp¹ (CHMSL)
Exterior backup alarm by ECCO^{®3}
Front splash guards (F-350)
Front wheel-well liners
LED warning strobes by SoundOff Signal^{®3}
Non-configurable daytime running lamps (replaces standard configurable daytime running lamps; Fleet only)
Rear view camera and prep kit
Remote Start System¹
Skid plates (SuperCab and Crew Cab 4x4)
Utility Lighting System¹ (LED sideview mirror spotlights)

TECHNOLOGY

Fleet telematics modem¹ (late availability; Fleet only)
Individual Tire Pressure Monitoring System delete (F-350 SRW; Fleet only)
SYNC^{®1} Voice Recognition Communications and Entertainment System with 4.2" color LCD screen, AppLink[®] and 1 smart-charging USB port; and AM/FM stereo with MP3 capability

PACKAGES

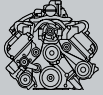
Power Equipment Group: accessory delay for power features; trailer tow mirrors with 2-way fold, power/heated glass, heated manual spotter mirrors, and integrated clearance lamps and turn signal indicators; perimeter alarm; Advanced Security Pack with inclination/intrusion sensors; power locks; power windows; MyKey[®]; and Remote Keyless Entry System with 2 integrated keyhead transmitter remotes
Trailer Tow Package:¹ aftermarket trailer brake wiring kit (trailer brake controller not included)
XL Decor Group (Fleet only): bright center cap on wheels (SRW only), and chrome bumper
XL Value Package: bright center caps on wheels (SRW only), chrome bumper, cruise control, 4.2" center stack screen, and AM/FM stereo with MP3 capability
Capability Packages: content can be found on page 17



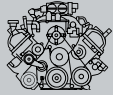
XLT

4x2 | STANDARD

4x4 | AVAILABLE



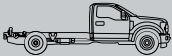
6.2L 2-VALVE GAS V8 FFV
STANDARD: F-350



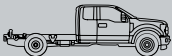
6.8L 3-VALVE GAS V10
STANDARD: F-450, F-550



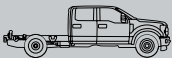
6.7L POWER STROKE® V8 TURBO DIESEL
AVAILABLE: F-350, F-450, F-550



REGULAR CAB
F-350 SRW, F-350 DRW,
F-450 DRW, F-550 DRW



SUPERCAB
F-350 SRW, F-350 DRW,
F-450 DRW, F-550 DRW



CREW CAB
F-350 SRW, F-350 DRW,
F-450 DRW, F-550 DRW



40/20/40 SPLIT FRONT SEAT
STANDARD



40/CONSOLE/40 FRONT BUCKET SEATS
AVAILABLE



INCLUDES SELECT XL FEATURES, PLUS:

MECHANICAL

750-CCA, 78-amp-hr single battery (6.2L gas)
Trailer brake controller with Smart Trailer Tow Connector

SEATING

Cloth-trimmed seating
40/20/40 split front seat, center under-seat lockable storage with 12V powerpoint, and folding armrest with cupholders and storage
Rear under-seat fold-flat storage, lockable and partitionable (Crew Cab)
Rear under-seat storage (SuperCab)

INTERIOR

AM/FM stereo with MP3 capability
4.2" LCD productivity screen in instrument cluster
Carpet with carpeted floor mats
Cruise control
Power door locks
Power windows
SiriusXM® with 6-month trial subscription¹

EXTERIOR

Advanced Security Pack with inclination/intrusion sensors
Chrome front bumper
Chrome grille
Manually telescoping trailer tow mirrors with 2-way fold, power/heated glass, heated manual spotter mirrors, and integrated clearance lamps and turn signal indicators
Privacy glass on rear doors and rear window
Remote Keyless Entry System with 2 integrated keyhead transmitter remotes
SecuriLock® Passive Anti-Theft System

TECHNOLOGY

MyKey® technology to help encourage responsible driving
SYNC® Voice Recognition Communications and Entertainment System with 4.2" color LCD screen, AppLink®, and 1 smart-charging USB port

AVAILABLE FEATURES AND PACKAGES:

MECHANICAL

750-CCA, 78-amp-hr dual batteries (6.2L gas)
Aft-of-axle frame extension (F-450/F-550 145" and 169" wheelbases)
Electronic shift-on-the-fly (ESOF) transfer case² (4x4)
Engine block heater (standard where required)
Engine idle shutdown (5-, 10-, 15- or 20-minute)
Fuel tank – 26.5-gallon mid-ship fuel tank²
Fuel tank – Dual diesel fuel tanks with 40-gallon aft-of-axle and 26.5-gallon mid-ship fuel tanks (DRW diesel engine)
Jack (2-ton mechanical for SRW; 4-ton hydraulic for F-350 DRW; 6-ton hydraulic for F-450/F-550)

Operator-commanded exhaust filter regeneration with active regeneration inhibit (diesel engine)
Power takeoff (PTO) provision with transmission-mounted live-drive with mobile and stationary modes;² includes split-shaft capability with diesel engine only (PTO port located on driver's side; torque output is 250 lb.-ft. for diesel and up to 250 lb.-ft. for gas)

Programmable Upfitter Interface Module
Spare wheel, tire and jack (excludes carrier)
Speed limitation (65-mph or 75-mph governed top speed; Fleet only)

SEATING

Front bucket seats with 8-way power driver seat, and flow-through center console with lockable storage and 2 rear-facing powerpoints (SuperCab/Crew Cab)

INTERIOR

Voice-activated Navigation System² with integrated SiriusXM Traffic and Travel Link® with 5-year subscription¹
110V/400W AC power outlet on instrument panel (also on the back of the flow-through center console, if equipped)
Flooring – Black vinyl flooring/carpet delete
Flooring – Floor liners² (SuperCab/Crew Cab)
Inflatable rear safety belts in outboard seating positions² (Crew Cab)
Power-sliding rear window with privacy glass and defroster (SuperCab/Crew Cab)
Rapid-heat supplemental cab heater (diesel engine; standard where required)
Rear-window defroster
Vehicle Safe by Console Vault^{2,3}

EXTERIOR

Black molded hood deflector
Black platform running boards
Center high-mounted stop lamp (CHMSL)
Exterior backup alarm by ECCO³
Front splash guards (F-350)
Front wheel-well liners
LED warning strobes by SoundOff Signal³
Non-configurable daytime running lamps (replaces standard configurable daytime running lamps; Fleet only)
PowerScope® power-telescoping/-folding trailer tow mirrors with power/heated glass, heated manual spotter mirrors, integrated clearance lamps and turn signal indicators, high-intensity LED security approach lamps, Utility Lighting System, and driver's side auto-dimming feature
Rear view camera and prep kit
Remote Start System
Skid plates (SuperCab and Crew Cab 4x4)
Utility Lighting System² (LED sideview mirror spotlights)

TECHNOLOGY

Fleet telematics modem² (late availability; Fleet only)
FordPass™ Connect⁴ embedded 4G LTE modem powered by FordPass app⁵ (includes Wi-Fi hotspot capability)
Individual Tire Pressure Monitoring System delete (F-350 SRW; Fleet only)
SYNC 3² with 8" color LCD capacitive touchscreen in center stack, 911 Assist®, AppLink, Apple CarPlay™ compatibility, Android Auto™ compatibility, and 2 smart-charging USB ports

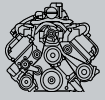
PACKAGES

XLT Value Package: SecuriCode keyless entry keypad, power-adjustable pedals (SuperCab/Crew Cab), and 8-way power driver's seat (SuperCab/Crew Cab)
Capability Packages: content can be found on page 17

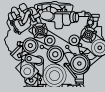
LARIAT

4x2 | STANDARD

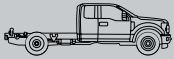
4x4 | AVAILABLE



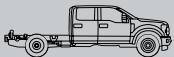
6.2L 2-VALVE GAS V8 FFV
STANDARD: F-350



**6.7L POWER STROKE® V8
TURBO DIESEL**
STANDARD: F-450, F-550
AVAILABLE: F-350



SUPERCAB
F-350 SRW, F-350 DRW,
F-450 DRW, F-550 DRW



CREW CAB
F-350 SRW, F-350 DRW,
F-450 DRW, F-550 DRW



**40/CONSOLE/40
FRONT BUCKET SEATS**
STANDARD



**40/20/40
SPLIT FRONT SEATS**
AVAILABLE



LARIAT

INCLUDES SELECT XLT FEATURES, PLUS:

MECHANICAL

Electronic shift-on-the-fly (ESOF) transfer case (4x4)

SEATING

Leather-trimmed front seating

Front bucket seats and flow-through center console with lockable storage and 2 rear-facing powerpoints

10-way power front seats

Fold-down rear-seat center armrest with dual integrated cupholders (Crew Cab)

Premium vinyl (SuperCab) or leather-trimmed (Crew Cab) rear seating

INTERIOR

B&O PLAY™ Premium Audio System by HARMAN with HD Radio,™ MP3 capability, and 10 speakers including subwoofer

SiriusXM® with 6-month trial subscription¹

8" configurable color LCD productivity screen in instrument cluster

110V/400W AC power outlet on instrument panel (and on the back of the flow-through center console)

Advanced Security Pack with inclination/intrusion sensors

Auto-dimming rearview mirror

Color-coordinated leather-wrapped steering wheel

Dual-zone electronic automatic temperature control

Power-adjustable pedals

Power-sliding rear window with privacy glass and defroster

EXTERIOR

Body-color door handles

Body-color mirror caps

Chrome grille with chrome accents

Halogen fog lamps

PowerScope® power-telescoping/-folding trailer tow mirrors with power/heated glass, heated manual spotter mirrors, integrated clearance lamps and turn signal indicators, high-intensity LED security approach lamps, Utility Lighting System, and driver's side auto-dimming feature

SecuriCode™ keyless entry keypad

TECHNOLOGY

SYNC® 3 with 8" color LCD capacitive touchscreen in center stack, 911 Assist,® AppLink,® Apple CarPlay™ compatibility, Android Auto™ compatibility, and 2 smart-charging USB ports

AVAILABLE FEATURES AND PACKAGES:

MECHANICAL

750-CCA, 78-amp-hr dual batteries (6.2L gas)

Engine block heater (standard where required)

Fuel tank - 26.5-gallon mid-ship²

Jack (2-ton mechanical for SRW; 4-ton hydraulic for F-350 DRW; 6-ton hydraulic for F-450/F-550)

Power takeoff (PTO) provision with transmission-mounted live-drive with mobile and stationary modes;² includes split-shaft capability with diesel engine only (PTO port located on driver's side; torque output is 250 lb.-ft. for diesel and up to 250 lb.-ft. for gas)

Programmable Uppfitter Interface Module

Spare wheel, tire and jack (excludes carrier)

SEATING

40/20/40 split front seat, center under-seat lockable storage with 12V powerpoint, and folding armrest with cupholders and storage

Heated rear outboard seats² (Crew Cab)

INTERIOR

Voice-activated Navigation System with integrated SiriusXM Traffic and Travel Link® with 5-year subscription¹

Flooring - Black vinyl/carpet delete

Flooring - Floor liners (SuperCab/Crew Cab)

Inflatable rear safety belts in outboard seating positions (Crew Cab)

Rapid-heat supplemental cab heater (diesel engine; standard where required)

Vehicle Safe by Console Vault^{2,3}

EXTERIOR

Black molded hood deflector

Black platform running boards

Center high-mounted stop lamp (CHMSL)

Exterior backup alarm by ECCO®³

Front splash guards (F-350)

Front wheel-well liners

LED warning strobes by SoundOff Signal®³

Rear view camera and prep kit

Remote Start System

Skid plates (4x4)

TECHNOLOGY

FordPass™ Connect⁴ embedded 4G LTE modem powered by FordPass app⁴ (includes Wi-Fi hotspot capability; enables telematics services through authorized partners for Fleet only)

Individual Tire Pressure Monitoring System delete (F-350 SRW; Fleet only)

PACKAGES

LARIAT Value Package: memory feature for sideview mirrors; Remote Start System; heated and cooled front seats; easy-entry/-exit driver's seat with memory; and power-adjustable pedals with memory

Capability Packages: content can be found on page 17

CAPABILITY PACKAGES

6.2L CNG/PROPANE GASEOUS ENGINE PREP PACKAGE: hardened engine intake valves and valve seats, and bi-fuel manifold

○ XL, XLT, LARIAT

6.8L CNG/PROPANE GASEOUS ENGINE PREP PACKAGE: hardened engine intake valves and valve seats

○ XL, XLT

16,000-LB. GVWR PACKAGE¹ (F-450)

○ XL, XLT, LARIAT

AMBULANCE PREP PACKAGE¹ (Fleet only; requires diesel engine): dual extra-heavy-duty alternators, 7,000-lb. max. front springs/GAWR rating for configuration selected, operator-commanded exhaust filter regeneration, and wide-track axle (F-350 DRW)

○ XL, XLT

AMBULANCE PREP PACKAGE WITH EPA SPECIAL EMISSIONS¹ (Fleet only; requires diesel engine): dual extra-heavy-duty alternators, 7,000-lb. max. front springs/GAWR rating for configuration selected, operator-commanded exhaust filter regeneration, wide-track axle (F-350 DRW), and federal emissions

○ XL, XLT

EXTRA-HEAVY-DUTY FRONT-END SUSPENSION PACKAGE¹ (F-450/F-550): upgraded front axle, and 7,500-lb. front springs/GAWR rating

○ XL, XLT, LARIAT

EXTRA-HEAVY-SERVICE FRONT SUSPENSION PACKAGE¹ front springs upgrade (unless maximum springs have been computer-selected as included equipment)

○ XL, XLT, LARIAT

FIRE/RESCUE PREP PACKAGE WITH EPA SPECIAL EMISSIONS¹ (Fleet only; requires diesel engine): dual extra-heavy-duty alternators, 7,000-lb. max. front springs/GAWR rating for configuration selected, operator-commanded exhaust filter regeneration, and federal emissions

○ XL, XLT

HIGH-CAPACITY TRAILER TOW PACKAGE¹ (F-450/F-550 diesel engine): trailer brake wiring kit, upgraded rear axle, and increased GCWR of 35,000 lbs. on F-450 and 40,000 lbs. on F-550

○ XL, XLT, LARIAT

HEAVY-SERVICE FRONT SUSPENSION PACKAGE¹ front springs upgrade (unless maximum springs have been computer-selected as included equipment)

○ XL, XLT, LARIAT

LOW DEFLECTION PACKAGE¹ (F-450/F-550): 2" spacer blocks (recommended for rear-biased loading)

○ XL, XLT, LARIAT

PAYLOAD DOWNGRADE PACKAGE¹ 9,800-lb. GVWR (F-350 SRW 17" wheels), 10,000-lb. GVWR (F-350 SRW 18" wheels), 15,000-lb. GVWR (F-450), 17,500-lb. GVWR (F-550)

○ XL, XLT, LARIAT

PAYLOAD PLUS UPGRADE PACKAGE¹ (F-550 145" WB gas engine): upgraded frame, upgraded rear axle, low-deflection/high-capacity rear springs, 14,706-lb. max. rear GAWR, and 19,500-lb. GVWR

○ XL, XLT, LARIAT

PAYLOAD UPGRADE PACKAGE¹ (F-550 145" WB gas engine): upgraded frame, upgraded rear axle, and 19,000-lb. GVWR

○ XL, XLT

SNOW PLOW PREP PACKAGE¹ computer-selected front springs for snow plow application, and dual alternators (332-amp total)

○ XL, XLT, LARIAT

NEW WRECKER PACKAGE¹ (F-450): 7,000-lb. max. front springs, 19,500-lb. max. rear springs, 2" rear spacer blocks

○ XL, XLT



○ AVAILABLE

2019 Super Duty® Chassis Cab | ford.com

F-450 XL Regular Cab 4x4. Oxford White. Available equipment. ¹Restrictions may apply. See your dealer for details.



WHEELS/SRW

● XL



18" Argent-Painted Steel with Painted Center Cap

○ XL, XLT



17" Argent-Painted Steel with Painted Center Cap

● XLT



18" Cast-Aluminum with Bright Center Cap

● LARIAT



18" Bright-Machined Cast-Aluminum with Bright Center Cap

WHEELS/DRW

● XL, XLT



17" Argent-Painted Steel without Center Cap (F-350)

○ XL, XLT



17" Stainless Steel Covers, Front and Rear¹ (F-350)

● LARIAT ○ XL, XLT



17" Polished Forged-Aluminum with Bright Center Cap² (F-350)

● XL, XLT



19.5" Argent-Painted Steel without Center Cap (F-450/F-550)

○ XL, XLT



19.5" Stainless Steel Covers, Front and Rear¹ (F-450/F-550)

● LARIAT ○ XLT



19.5" Polished Forged-Aluminum with Bright Center Cap² (F-450/F-550)

TIRES

SRW

LT245/75R17E BSW All-Season (4x2)
○ XL, XLT

LT245/75R17E BSW All-Terrain
○ XL, XLT

LT265/70R17E OWL All-Terrain
○ XL, XLT

LT275/65R18E BSW All-Season
● XL, XLT, LARIAT

LT275/70R18E BSW All-Terrain Plus (4x4)
○ XL, XLT, LARIAT

LT275/70R18E OWL All-Terrain (4x4)
○ XLT, LARIAT

DRW

LT245/75R17E BSW All-Season¹ (F-350)
● XL, XLT, LARIAT

LT245/75R17E BSW All-Terrain (F-350)
○ XL, XLT, LARIAT

LT245/75R17E OWL All-Terrain (F-350)
○ XLT, LARIAT


225/70R19G BSW All-Position (F-450/F-550)
● XL, XLT, LARIAT

225/70R19G BSW traction (F-450/F-550); includes 2 all-position tires on front and 4 traction tires on rear
○ XL, XLT, LARIAT

225/70R19G BSW max. traction (F-450/F-550); includes 2 traction tires on front and 4 traction tires on rear
○ XL, XLT, LARIAT


● STANDARD ○ AVAILABLE

XL



Medium Earth Gray Vinyl


1-7



Dark Earth Gray Cloth

1-7

XLT



Medium Earth Gray Cloth


1-8



Medium Light Camel Cloth


1-5, 7-10

LARIAT



Medium Light Camel Leather

1-5, 7-11



Black Leather

1-11



Agate Black¹

1




Blue Jeans¹

2




Race Red

3



Oxford White

4




Ingot Silver¹

5



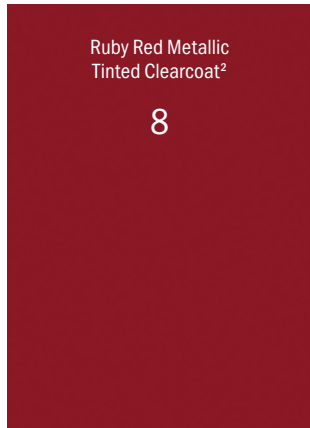
Magnetic¹

6




Stone Gray¹

7



Ruby Red Metallic Tinted Clearcoat²

8



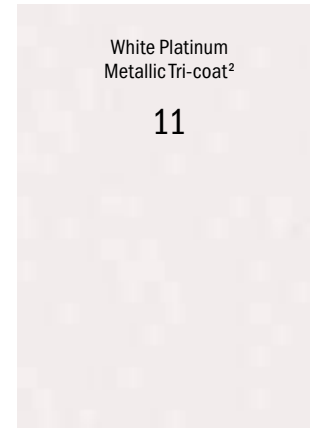
Magma Red¹

9



Silver Spruce¹

10



White Platinum Metallic Tri-coat²

11



DIMENSIONS / WEIGHTS

	REGULAR CAB											
	F-350 SRW 4x2/4x4	F-350 DRW ¹ 4x2/4x4	F-350 DRW ¹ 4x2/4x4	F-450 DRW 4x2/4x4	F-450 DRW 4x2/4x4	F-450 DRW 4x2/4x4	F-450 DRW 4x2/4x4	F-550 DRW 4x2/4x4	F-550 DRW 4x2/4x4	F-550 DRW 4x2/4x4	F-550 DRW 4x2/4x4	
Wheelbase	145.3"	145.3"	169.3"	145.3"	169.3"	193.3"	205.3"	145.3"	169.3"	193.3"	205.3"	
Cab-to-axle	60"	60"	84"	60"	84"	108"	120"	60"	84"	108"	120"	
EXTERIOR												
Height												
Top of cab to ground	77.9"/81.0"	78.1"/81.0"	78.0"/80.9"	81.7"/81.5"	81.5"/81.3"	81.5"/81.4"	81.3"	81.7"/81.5"	81.7"/81.5"	81.7"/81.6"	81.5"	
Top of frame to ground	32.2"/34.3"	32.3"/34.2"	32.0"/33.8"	35.0"/35.1"	34.5"/34.6"	34.4"	34.4"	35.0"/35.1"	34.4"/34.5"	34.3"	34.3"	
Width												
Between frame rails	34.1"	34.1"	34.1"	34.2"	34.2"	34.2"	34.2"	34.2"	34.2"	34.2"	34.2"	
Axle clearance	8.6"/8.5"	7.9"/7.8"	7.9"	8.2"	8.3"	8.3"	8.3"	8.2"	8.3"	8.3"	8.3"	
Front track	68.3"	69.1"	69.1"	74.8"	74.8"	74.8"	74.8"	74.8"	74.8"	74.8"	74.8"	
Rear tire outside width	79.6"	92.2"	92.2"	93.9"	93.9"	93.9"	93.9"	93.9"	93.9"	93.9"	93.9"	
Overall length	230.7"	230.7"	254.8"	230.7"	254.8"	278.8"	290.7"	230.7"	254.8"	278.8"	290.7"	
Weights (lbs.)												
Max. GVWR ²	11,100/11,500	14,000	14,000	16,500	16,500	16,500	16,500	19,000	19,500	19,500	19,500	
Max. payload ²	4,870/4,860	7,940/7,550	7,330/6,930	9,850/9,540	9,790/9,450	9,610/9,300	9,550/9,230	12,310/12,000	12,750/12,410	12,570/12,260	12,510/12,190	

	SUPERCAB						CREW CAB					
	F-350 SRW 4x2/4x4	F-350 DRW ¹ 4x2/4x4	F-450 DRW 4x2/4x4	F-450 DRW 4x2/4x4	F-550 DRW 4x2/4x4	F-550 DRW 4x2/4x4	F-350 SRW 4x2/4x4	F-350 DRW ¹ 4x2/4x4	F-450 DRW 4x2/4x4	F-450 DRW 4x2/4x4	F-550 DRW 4x2/4x4	F-550 DRW 4x2/4x4
Wheelbase	167.9"	167.9"	167.9"	191.9"	167.9"	191.9"	179.8"	179.8"	179.8"	203.8"	179.8"	203.8"
Cab-to-axle	60"	60"	60"	84"	60"	84"	60"	60"	60"	84"	60"	84"
EXTERIOR												
Height												
Top of cab to ground	78.3"/81.0"	78.5"/81.2"	81.8"	81.8"/81.6"	82.0"/81.8"	81.8"	78.4"/81.2"	78.6"/81.2"	81.9"/81.8"	81.7"/81.8"	81.9"/81.8"	81.9"/81.7"
Top of frame to ground	31.9"/33.8"	32.0"/33.7"	34.6"/34.3"	34.6"/34.4"	34.5"/34.3"	34.6"/34.3"	31.7"/33.5"	31.9"/33.7"	34.4"/34.3"	34.5"/34.3"	34.4"/34.3"	34.4"/34.3"
Width												
Between frame rails	34.1"	34.1"	34.2"	34.2"	34.2"	34.2"	34.1"	34.1"	34.2"	34.2"	34.2"	34.2"
Axle clearance	8.6"	7.9"/7.8"	8.3"	8.2"	8.3"	8.2"	8.6"	7.8"	8.2"	8.2"	8.2"	8.2"
Front track	68.3"	69.1"	74.8"	74.8"	74.8"	74.8"	68.3"	69.1"	74.8"	74.8"	74.8"	74.8"
Rear tire outside width	79.6"	92.2"	93.9"	93.9"	93.9"	93.9"	79.6"	92.2"	93.9"	93.9"	93.9"	93.9"
Overall length	253.3"	253.3"	253.3"	277.4"	253.3"	277.4"	265.2"	265.2"	265.2"	289.2"	265.2"	289.2"
Weights (lbs.)												
Max. GVWR ²	11,500	14,000	16,500	16,500	19,500	19,500	11,500	14,000	16,500	16,500	19,500	19,500
Max. payload ²	4,970/4,940	7,600/7,200	9,550/9,190	9,360/9,030	12,510/12,150	12,320/11,990	4,830/4,820	7,460/7,040	9,380/9,070	9,230/8,940	12,340/12,030	12,190/11,900

INTERIOR (front/rear)	REGULAR CAB	SUPERCAB	CREW CAB
Head room	40.8"/ –	40.8"/40.3"	40.8"/40.4"
Leg room (max.)	43.9"/ –	43.9"/33.5"	43.9"/43.6"
Hip room	62.5"/ –	62.5"/64.7"	62.5"/64.7"
Shoulder room	66.7"/ –	66.7"/65.8"	66.7"/65.9"



5TH-WHEEL TOWING

Maximum Loaded Trailer Weight Ratings (lbs.)¹

Engine	Axle Ratio	GCWR	F-350 SRW 4x2	F-350 SRW 4x4	F-350 DRW 4x2	F-350 DRW 4x4	F-450 DRW 4x2	F-450 DRW 4x4	F-550 DRW 4x2	F-550 DRW 4x4
REGULAR CAB 6.2L 2-valve Gas V8 FFV	3.73	19,500 20,000	13,100 —	12,700 —	— 13,200	— 12,800	— —	— —	— —	— —
	4.30	23,000 23,500	16,600 —	16,200 —	— 16,700	— 16,300	— —	— —	— —	— —
6.8L 3-valve Gas V10	4.88	28,000	—	—	—	—	20,600	20,300	20,600	20,300
6.7L Diesel V8	3.73	26,500 31,000	19,200 —	18,700 —	— 23,500	— 23,100	— —	— —	— —	— —
	4.10	32,000	—	—	24,500	24,100	23,900	23,600	23,900	23,600
	4.30	34,500 35,000	— —	— —	— —	— —	26,400 26,100	26,100 —	— 26,900	— 26,600
	4.88	32,000 ² 40,000 ²	— —	— —	— —	— —	— —	— —	23,900 ² 31,900 ²	23,500 ² 31,500 ²
SUPERCAB 6.2L 2-valve Gas V8 FFV	3.73	19,500 20,000	12,800 —	12,400 —	— 12,900	— 12,500	— —	— —	— —	— —
	4.30	23,000 23,500	16,300 —	15,900 —	— 16,400	— 16,000	— —	— —	— —	— —
6.8L 3-valve Gas V10	4.88	28,000	—	—	—	—	20,300	20,000	20,300	20,000
6.7L Diesel V8	3.73	26,500 31,000	18,800 —	18,400 —	— 23,100	— 22,700	— —	— —	— —	— —
	4.10	32,000	—	—	24,100	23,700	23,600	23,200	23,600	23,200
	4.30	34,500 35,000	— —	— —	— —	— —	26,100 —	25,700 —	— 26,600	— 26,200
	4.88	32,000 ² 40,000 ²	— —	— —	— —	— —	— —	— —	23,500 ² 31,500 ²	23,200 ² 31,200 ²
CREW CAB 6.2L 2-valve Gas V8 FFV	3.73	19,500 20,000	12,600 —	12,200 —	— 12,700	— 12,300	— —	— —	— —	— —
	4.30	23,000 23,500	16,100 —	15,700 —	— 16,200	— 15,800	— —	— —	— —	— —
6.8L 3-valve Gas V10	4.88	28,000	—	—	—	—	20,200	19,900	20,200	19,900
6.7L Diesel V8	3.73	26,500 31,000	18,600 —	18,200 —	— 23,000	— 22,600	— —	— —	— —	— —
	4.10	32,000	—	—	24,000	23,600	23,400	23,100	23,400	23,100
	4.30	34,500 35,000	— —	— —	— —	— —	25,900 —	25,600 —	— 26,400	— 26,100
	4.88	32,000 ² 40,000 ²	— —	— —	— —	— —	— —	— —	23,400 ² 31,400 ²	23,100 ² 31,100 ²

FRAMES

Number of Crossmembers

7 (145.3" WB); 8 (167.9" WB, 169.3" WB, 179.8" WB); 9 (191.9" WB, 193.3" WB, 203.8" WB); 10 (205.3" WB)

Section Modulus³

12.7 cu. in.

Frame Rail Yield Strength

50,000 psi

Max. Side Rail Section⁴ (height x width x thickness)

7.50" x 2.74" x 0.28" (F-350)

7.50" x 2.74" x 0.32" (F-450/F-550 145.3" WB, 169.3" WB, 167.9" WB, 179.8" WB and 203.8" WB)

7.50" x 2.74" x 0.60" (F-450/F-550 191.9" WB, 193.3" WB and 205.3" WB; F-550 with the Payload Plus Upgrade Package)

MECHANICAL

Max. Axle rating @ ground (lbs.)

		Front	Rear
F-350 SRW	4x2	5,250	7,230
	4x4	6,000	7,230
F-350 DRW	4x2	5,250	10,040
	4x4	6,000	10,040
F-450 DRW		7,000	13,660
F-550 DRW		7,000	13,660

Shock Absorbers

1.38" gas type

Brakes

Rotor diameter (front/rear) – 14.29"/14.29" (F-350); 15.39"/15.74" (F-450/F-550)

Lining area (sq. in.; front/rear) – 50.9/39.6 (F-350); 68.8/64.8 (F-450/F-550)

Wheels

Number of studs – 8 (F-350); 10 (F-450/F-550)

Bolt-circle diameter – 6.69" (F-350 SRW); 7.87" (F-350 DRW); 8.85" (F-450/F-550)

2019 Super Duty® Chassis Cab | ford.com

SRW = single rear wheel DRW = dual rear wheel

¹F-350 DRW/F-450/F-550 weights shown are for 145.3" wheelbase Regular Cab, 167.9" wheelbase SuperCab or 179.8" wheelbase Crew Cab models. For 169.3," 191.9," 193.3," 203.8" and 205.3" wheelbase models, weights may be somewhat less (usually not more than 200 lbs., or 400 lbs. with 205.3" wheelbase). ²Requires High-Capacity Trailer Tow Package. ³Cross-sectional modulus calculated at back of cab. ⁴Measured to inside of metal.

5th-Wheel Towing Notes: Trailer weights shown assume 400 lbs.–800 lbs. second-unit body weight. Be sure combined weight of vehicle and trailer does not exceed listed GCWR. Trailer kingpin load weight should be 15% of total loaded trailer weight. Make sure that the vehicle payload (reduced by option weight) will accommodate trailer kingpin load weight and the weight of passengers and cargo added to the towing vehicle. The addition of trailer kingpin load weight, and the weight of passengers and cargo, cannot cause vehicle weights to exceed the rear GAWR (Gross Axle Weight Rating) or GVWR (Gross Vehicle Weight Rating). These ratings can be found on the vehicle's Safety Compliance Certification Label. See your Ford Dealer for conventional trailer weights.



POWERTRAINS

	6.7L Power Stroke® V8 Turbo Diesel	6.2L 2-Valve Gas V8 FFV	6.8L Triton® 3-Valve Gas V10
Configuration	OHV (32-valve)	SOHC	SOHC
Compression ratio	16.2:1	9.8:1	9.2:1
Horsepower@ rpm	330 @ 2,600	385 @ 5,750 ¹	288 @ 4,000 ¹
Torque lb.-ft. @ rpm	750 @ 2,000	430 @ 3,800	424 @ 3,000
Recommended fuel	Ultra-low-sulfur diesel or B20 (containing 20% or less biodiesel)	Regular unleaded or E85	Regular unleaded
Transmission	TorqShift® 6-speed SelectShift® automatic with tow/haul mode	TorqShift 6-speed SelectShift automatic with tow/haul mode	TorqShift 6-speed SelectShift automatic with tow/haul mode
Standard availability	F-450/F-550: LARIAT	F-350: XL, XLT, LARIAT	F-450/F-550: XL, XLT
Optional availability	F-350: XL, XLT, LARIAT F-450/F-550: XL, XLT		

REAR AXLES

	Engine	Standard	Available
F-350 SRW	Gas	3.73 non-limited-slip	3.73 electronic-locking, 4.30 electronic-locking
	Diesel	3.73 non-limited-slip	3.73 electronic-locking
F-350 DRW	Gas	3.73 non-limited-slip	4.30 limited-slip
	Diesel	3.73 non-limited-slip	4.10 limited-slip
F-450 DRW	Gas	4.88 non-limited-slip	4.88 limited-slip
	Diesel	4.10 non-limited-slip	4.10 limited-slip, 4.30 limited-slip ²
F-550 DRW	Gas	4.88 non-limited-slip	4.88 limited-slip
	Diesel	4.10 non-limited-slip	4.10 limited-slip, 4.30 limited-slip ² , 4.88 limited-slip ²

ALTERNATORS

	Engine	Standard	Available		Engine	Standard	Available
XL, XLT	6.2L Gas	200-amp	240-amp	LARIAT	6.2L Gas	240-amp	
	6.8L Gas	240-amp			6.7L Diesel	332-amp	377-amp
	6.7L Diesel	220-amp	332-amp 377-amp				

SRW = single rear wheel DRW = dual rear wheel

¹Certified to SAE J1349. ²Restrictions may apply. See your dealer for details.

New Vehicle Limited Warranty. We want your Ford F-Series Super Duty® Chassis Cab ownership experience to be the best it can be.

Under this warranty, your new vehicle comes with 3-year/36,000-mile bumper-to-bumper coverage, 5-year/60,000-mile Powertrain Warranty coverage, 5-year/60,000-mile safety restraint coverage, and 5-year/unlimited-mile corrosion (perforation) coverage – all with no deductible. The Ford 6.7L Power Stroke diesel engine gets 5-year/100,000-mile warranty coverage. Please ask your Ford Dealer for a copy of this limited warranty.

Roadside Assistance. Covers your vehicle for 5 years or 60,000 miles, so you have the security of knowing that help may be only a phone call away should you run out of fuel, lock yourself out of the vehicle or need towing. Your Ford Dealer can provide complete details on all of these advantages.

Ford Commercial Vehicle Center. Each of over 690 dealerships in our Commercial Vehicle Center (CVC) network is committed to providing quality commercial-oriented products and service, as well as special financing and billing arrangements, to businesses that rely on Ford products. As a CVC customer, your business vehicles receive priority service at your CVC dealership to help get your vehicle back on the road quickly.

Financial Services. Our commercial purchase plans and lines of credit offer attractive rates, negotiable terms and business-friendly options. If you prefer to lease, our CommercialLeaseSM programs offer a wide variety of package options to meet your needs. For additional information, please visit our website at fordcredit.com/comlend.

Ford Credit. Get the ride you want. Whether you plan to lease or finance, you'll find the choices that are right for you at Ford Credit. Ask your Ford Dealer for details or check us out at fordcredit.com.

Ford Protect™ Extended Service Plans. Whether you purchase or lease your Ford vehicle, insist on genuine Ford Protect extended service plans. Ford Protect has a variety of plans to give you peace-of-mind protection whether you want vehicle component or maintenance coverage. Plus, they are fully backed by Ford and honored at all Ford dealerships in the U.S., Canada and Mexico. When you visit your dealer, insist on genuine Ford Protect extended service plans.

Android, Android Auto, Google, Google Play and logos are trademarks of Google Inc. Apple and Apple CarPlay are trademarks of Apple Inc., registered in the U.S. and other countries. App Store is a service mark of Apple Inc. B&O PLAY is a trademark of HARMAN International Industries, registered in the United States and other countries. "HD Radio" and the HD Radio logo are proprietary trademarks of iBiquity Digital Corporation. Sirius, XM, SiriusXM and all related marks and logos are trademarks of Sirius XM Radio Inc.

Comparisons based on competitive models (Class 3-5 Chassis Cabs based on Ford segmentation), publicly available information and Ford certification data at time of release. Vehicles may be shown with optional and aftermarket upfit equipment. Features may be offered only in combination with other options or subject to additional ordering requirements/limitations. Dimensions and capacity ratings shown may vary due to optional features and/or production variability. Information is provided on an "as is" basis and could include technical, typographical or other errors. Ford makes no warranties, representations, or guarantees of any kind, express or implied, including but not limited to, accuracy, currency, or completeness, the operation of the information, materials, content, availability, and products. Ford reserves the right to change product specifications, pricing and equipment at any time without incurring obligations. Your Ford Dealer is the best source of the most up-to-date information on Ford vehicles. Body manufacturers are responsible for compliance certification of the completed vehicle. The Ford New Vehicle Limited Warranty and any government certification made by Ford shall cover only the vehicle as manufactured by Ford and shall not extend to any addition, modification or change of or to the vehicle by the Ford Authorized Pool Account.